

Engage your students in

creative


ways with free tools

What an exciting time to be a teacher. Students are more aware of the world and eager to embrace new ideas and try new technologies. To help, Microsoft® has lots of free tools to help you engage your students and energize a lesson plan.

Motivate. Create. Share.

Microsoft® offers free tools and technologies to help you motivate and captivate your students. Included in the collection are interactive activities that can inspire students to explore as a group or as individuals for their own personal learning.

Ask students to gather images from the Web or snap their own photos on a subject. Then create a compelling piece of art with AutoCollage, the free collage-making photo tool from Microsoft.



Top 3 reasons to consider free tools

1. They're free

Today, most every school is faced with budget challenges. Having tools available of this high quality and interactivity is a great untapped resource for teachers.



2. Personal discovery

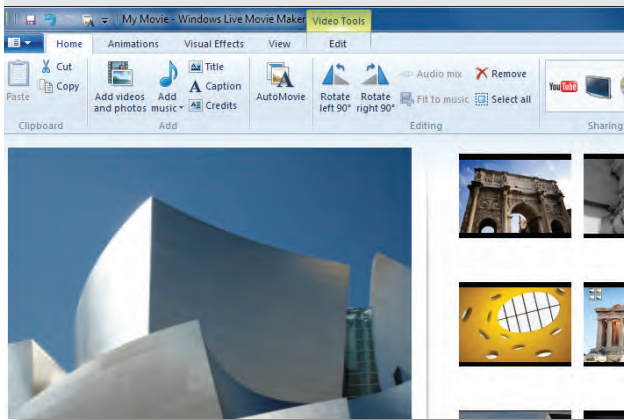
These free tools from Microsoft can help motivate students to express their creativity or achieve personal success in an area that truly interests them. From art to music to science, these free tools have something to offer students in nearly every grade.

3. Student and teacher-friendly

These tools are free and easy to download with a Web browser. For the most part, they don't require special training, so you can explain or use them quickly and engage your class in a productive learning activity.

Multimedia for teaching

It's a Web-surfing, clicking, high-definition world we inhabit. So how does a teacher engage today's students?
Here are some free tools and suggestions for how to use them for learning.



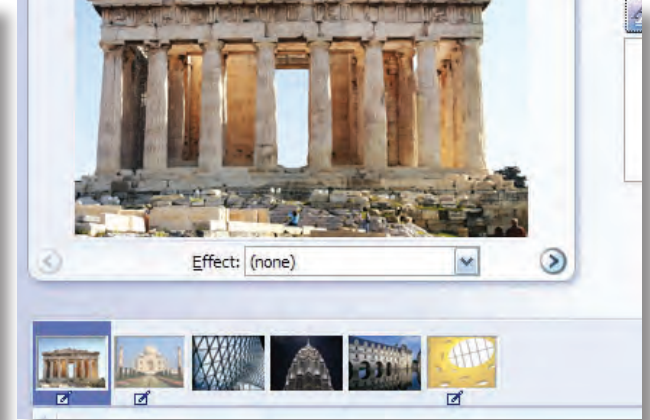
Make your classroom lessons more memorable with a movie

Windows Live® Movie Maker is the fast, easy way to turn photos and video clips into great-looking movies and slideshows you can share with your class, on the Web, or on DVDs.



Turn a photo collection into an intriguing 3-D viewing experience

Microsoft® Photosynth® lets you take a series of photos and stitch them together. Students can explore famous places in the world with cinematic quality and interactivity. Students can also discover ancient cities and contemporary events with a virtual visual tour.



Share a digital photo story

Available for Windows® XP, this free downloadable program has tools to enhance, crop, and rotate your digital photos. Create a photo slideshow with a few simple clicks and bring a subject to life with music and pictures.

Teacher Tip

AutoMovie, an innovative feature, lets you create a polished movie complete with transitions and music in about a minute.

Teacher Tip

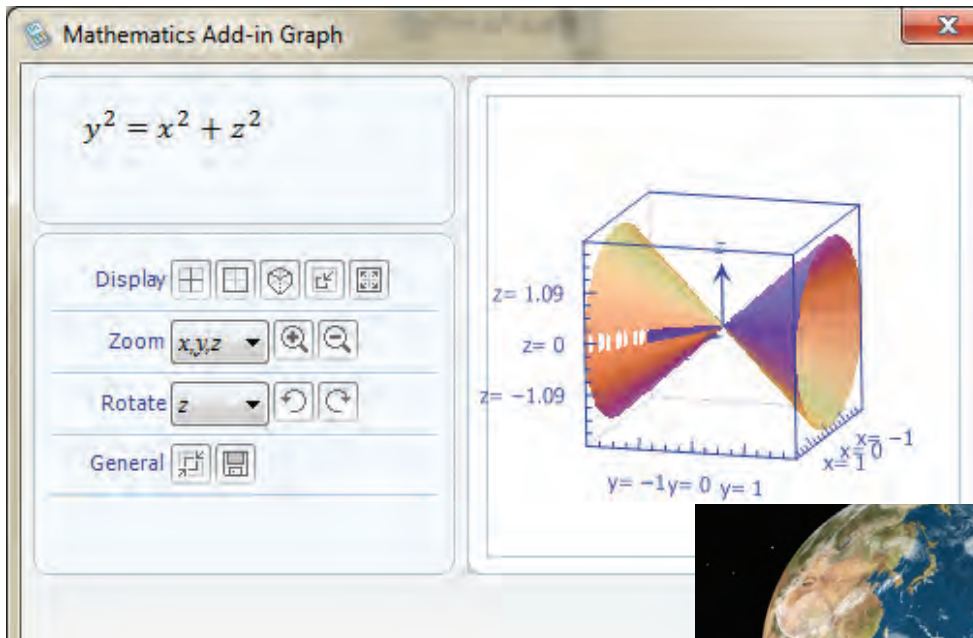
Take your class on a virtual field trip to the Sphinx in Egypt or the Louvre in Paris and let them explore in 3-D.

Teacher Tip

More teachers are using photo storytelling to start their lessons. Have students create digital slideshows using Microsoft Photo Story, instead of dioramas in an old shoebox.

Engage both sides of their brain

These free tools help turn math and science subjects into engaging visual, 3-D experiences. Or introduce singing and songwriting to students who can't play a note, but want to express themselves.

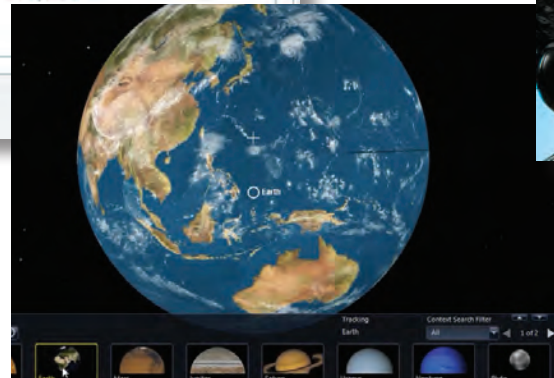


Mathematics Add-in visualizes problem solving

From algebra to physics, teachers and students can unravel equations and visualize formulas through 3-D graphs. Works with Word 2007 and 2010 and OneNote® 2010.

Teacher Tip

Break the class into teams and create a competition to see who can animate and compare differing equation results the quickest. Award the winning team with a surprise.




Have a PC perform as a virtual telescope

Created with the Microsoft® Visual Experience Engine, WorldWide Telescope brings together imagery from the world's best ground- and space-based telescopes. Students can use their PC to explore the night sky by seamlessly panning and zooming to distant planets and stars.

Songsmith® brings out musical creativity in the classroom

Choose a musical style from pop to reggae, sing into a PC microphone, and Songsmith generates musical accompaniment to match the singer's voice. The tool is as fun as a karaoke machine, but can go further in inspiring student songwriting.



Teacher Tip

Take song lyrics and ask other students to use Songsmith to interpret the song in various music genres. Discuss how music changes the emotion of lyrics.

More participation, more sharing

A classroom of positive activity, learning, and sharing adds up to a good teaching day. **Microsoft has free tools to help with collaboration in class and online with student workgroups and colleagues.**



Engage your students with some mischief

Microsoft® Mouse Mischief™ lets teachers insert questions, polls, and fun into lessons shared with the whole class. Using wireless mice, students get actively involved in your presentation right from their desks. Mouse Mischief is a free add-in for PowerPoint® 2007 and 2010 that you can easily download.

Teacher Tip

Reviewing material for a test can be a tedious exercise. Put the questions into a Mouse Mischief presentation and the test review becomes fast and fun for the whole class.

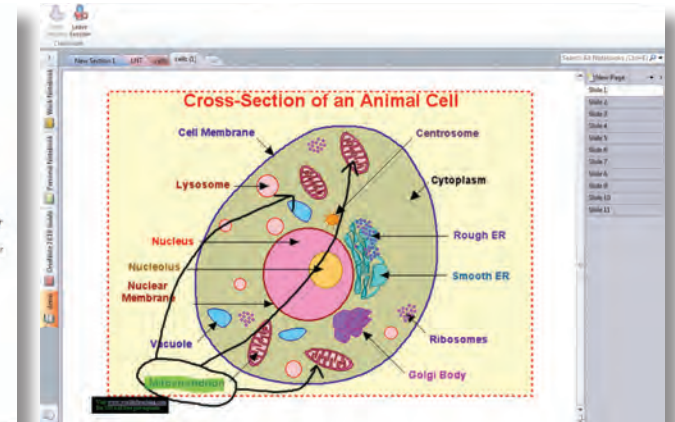


Store and share files and photos—free

Windows Live SkyDrive® offers a generous 25 gigabytes (GB) of free, online storage. Use it for a workgroup to upload and share documents in one central place, rather than bouncing them around in emails. For personal photos and files, store and access them with a password.

Teacher Tip

You can use Windows Live SkyDrive to share photos with students from a class party or field trip. It's also a smart place to back up your electronic grade books, vital lesson plans, and teaching materials.



Make class time more interactive

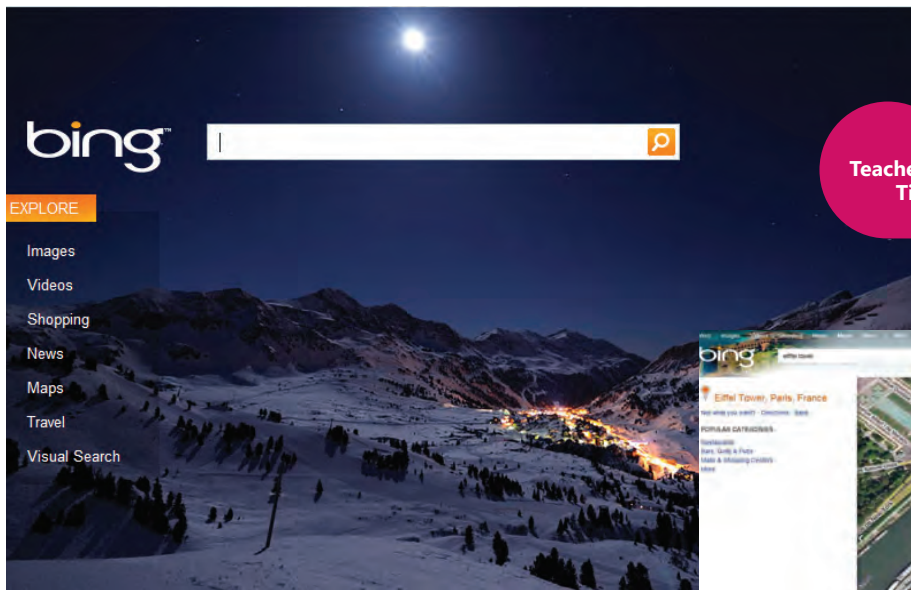
Microsoft Interactive Classroom is a free add-in for PowerPoint 2007 and 2010 that brings in-class polling to your lessons. Group participation increases, and teachers can immediately tell if the material is being understood.

Teacher Tip

Students using OneNote 2007 or 2010 can answer polling questions with a click of their mouse and leave the classroom with the teacher's presentation along with lesson notes in their OneNote notebook.

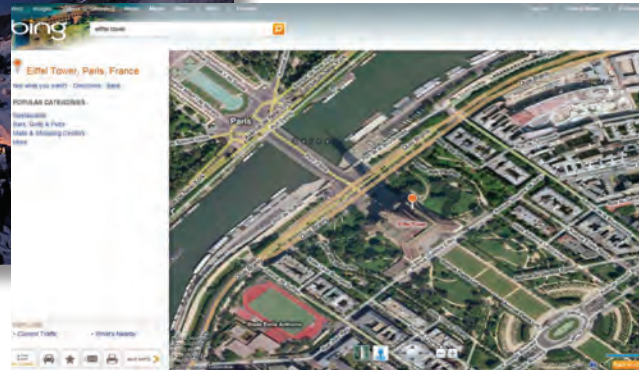
A fast way to freshen lessons

Today's students are raised on multimedia. **Bing™ helps teachers search for and find engaging content that can improve student learning.**



Teacher Tip

Have your students take a virtual field trip to the country, city, or landmark they are studying.



Translation, please

Bing™ Translator is a helpful tool in our interconnected world. This free tool automatically converts what you have written into the language you need. Translating is as simple as cutting and pasting the text into the area indicated and clicking "translate."

For more information, including a step-by-step instruction guide and videos, go to:

www.microsoft.com/education/freetools

A decision engine for teaching and learning

Bing™, at bing.com, is an inviting way to search for information on the Web. Organized visually and by categories, your searches are quick and successful. The Bing home page, with its dynamic photo of the day, is a springboard to classroom discussions and learning.

Maps from satellite to street

Bing™ Maps can give you a breathtaking, bird's-eye view of Paris, France, or directions to the nearest school supplies store.

Where to find them

This collection of free tools can be easily downloaded and shared.

AutoCollage*: microsoft.com/AutoCollage

Windows Live® Movie Maker: windowslive.com/desktop/moviemaker

Photosynth®: photosynth.net

Photo Story for Windows® XP: microsoft.com/PhotoStory

Mathematics Add-in: microsoft.com/officeaddins

WorldWide Telescope: worldwidetelescope.org

Songsmith® free trial*: microsoft.com/songsmith

Mouse Mischief™: microsoft.com/multipoint/mouse-mischief

Windows Live® SkyDrive®: SkyDrive.Live.com

Interactive Classroom: www.microsoft.com/officeaddins

Bing™ Search and Bing™ Maps: bing.com

Bing™ Translator: microsoftTranslator.com

Or for more information, visit www.microsoft.com/education/freetools

© 2010 Microsoft Corporation. All rights reserved.

This document is for informational purposes only. MICROSOFT MAKES NO WARRANTIES, EXPRESS, IMPLIED, OR STATUTORY, AS TO THE INFORMATION IN THIS DOCUMENT. Microsoft®, plus Bing™ Translator, Songsmith®, Bing™ Search, Bing™ Maps, Windows Live® Writer, and Windows Live® SkyDrive® are either registered trademarks or trademarks of Microsoft Corporation in the United States and/or other countries. The names of actual companies and products mentioned herein may be the trademarks of their respective owners.

These materials were created from a U.S. perspective; some software may or may not be available in your market for free.

* Join <http://us.partnersinlearningnetwork.com> for free to obtain complete free versions of AutoCollage and Songsmith (vs. trial).

